

Influence of enhanced convection over Southeast Asia on blocking ridge and associated surface high over Siberia in winter

Kazuto Takemura
Tokyo Climate Center
Japan Meteorological Agency

Outline

- Introduction
- Data and Methods
- Results
 - Case of enhanced Siberian high in La Niña years
 - Composite analysis in La Niña years
 - LBM experiment to heating around Indochina
 - Retrograding of blocking ridge over Siberia
- Conclusion

Introduction

Our common view based on statistics

In La Niña winter, enhancement of Siberian high (SH) and stronger-than-normal East Asian winter monsoon are seen.



Previous studies for the ENSO impact

❑ Suggestion of ENSO impact

- ✓ Zhang et al. (1997), Cheung et al. (2012), Hao et al. (2016), Kang and Lee (2017) etc.

❑ No ENSO impact

- ✓ Yang et al. (2002), Gollan et al. (2012) etc.

❑ ENSO impact depends on a phase of PDO

- ✓ Wang et al. (2008)

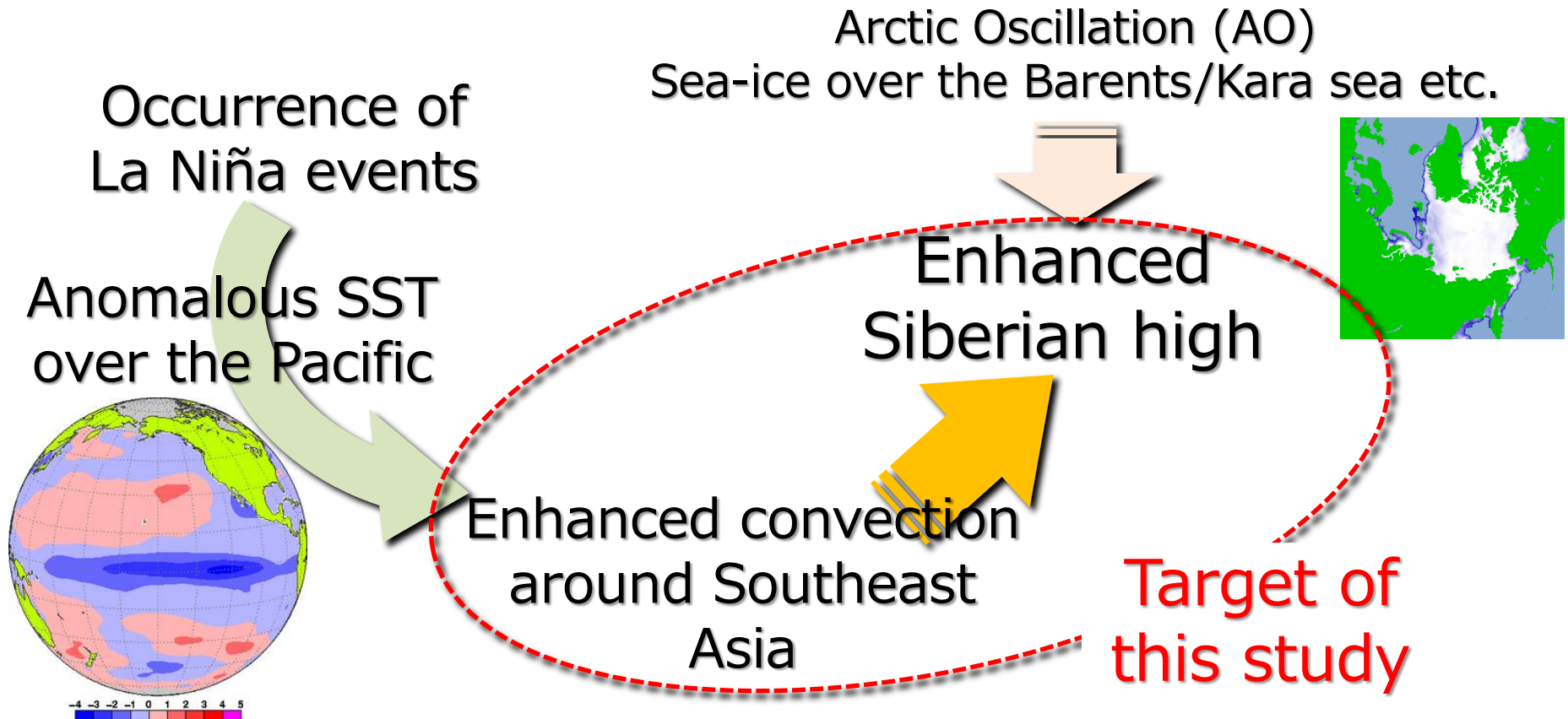


Further investigation is needed to examine the existence of the ENSO influence on the variability of SH.

Introduction

Target of this study

Dynamical impact of enhanced convection around Southeast Asia associated with La Niña events on the enhancement of SH and its mechanism.



Data and Methods

- ❑ The Japanese 55-year reanalysis dataset (JRA-55, Kobayashi et al. 2015)
- ❑ OLR dataset provided by NOAA
- ❑ “Normal” was defined as the 30-year average during the period from 1981 to 2010, and “anomaly” was defined as deviation from the normal.

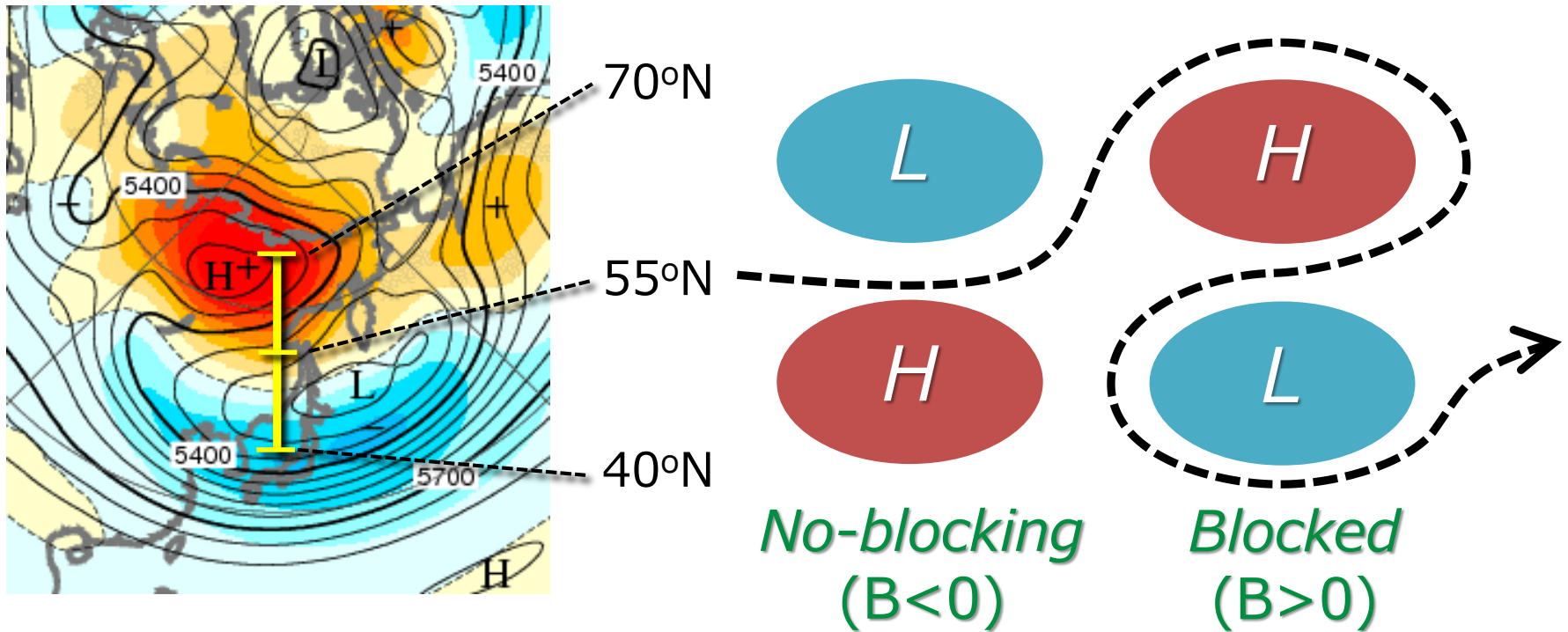


Analysis Model

- ❑ Linear Baroclinic Model (LBM, Watanabe and Kimoto 2000, 2001)
- ❑ Comprising linearized primitive equation about a basic state defined as the normal.
- ❑ Resolution: T42L40 (sigma vertical coordinate)

Blocking detection over Siberia

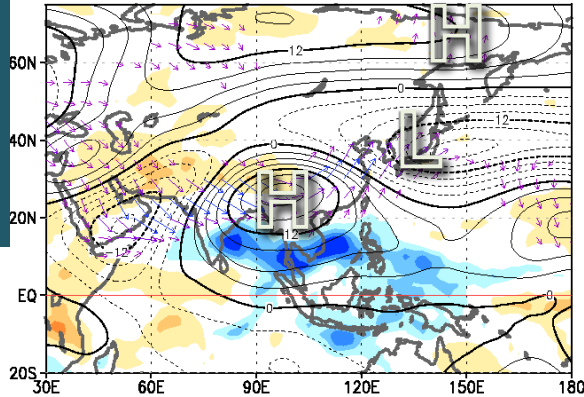
- ❑ Daily blocks over Siberia were detected with a simple blocking algorithm based on meridional reversal of 5-day running mean Z500.
- ❑ The blocking index (B) was defined as a difference of the time-filtered Z500 averaged in northern and southern areas over a central latitude of 55°N.



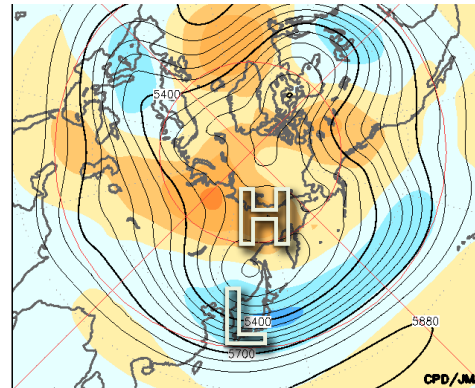
Case of enhanced SH in La Niña years

21 Nov.
–20 Dec.
2005

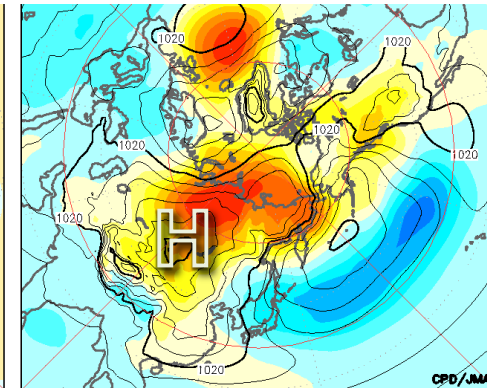
ψ_{200} & OLR



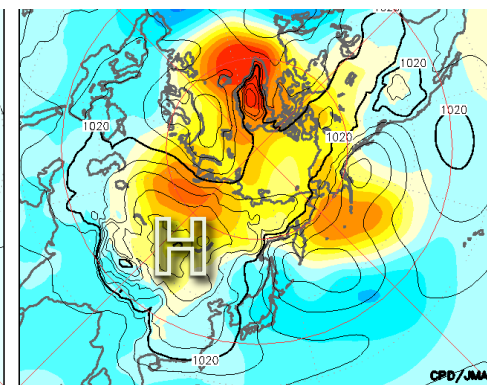
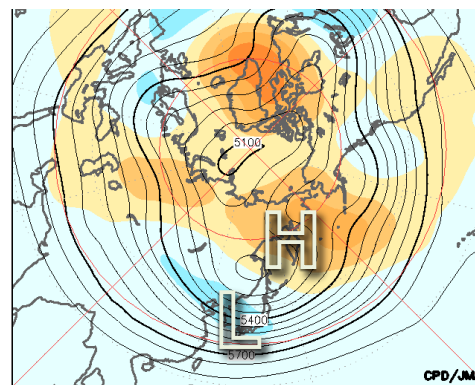
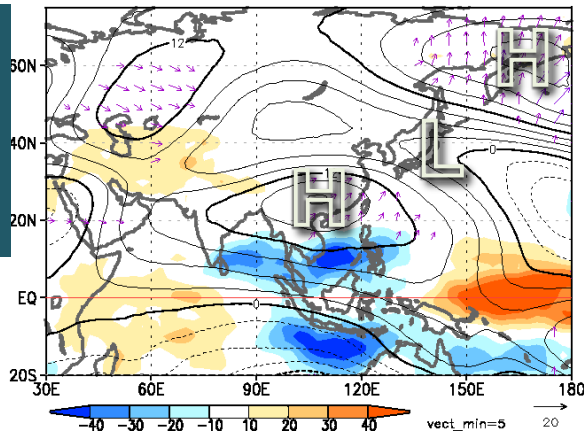
Z500



SLP



1 Dec.
–31 Jan.
2010/11



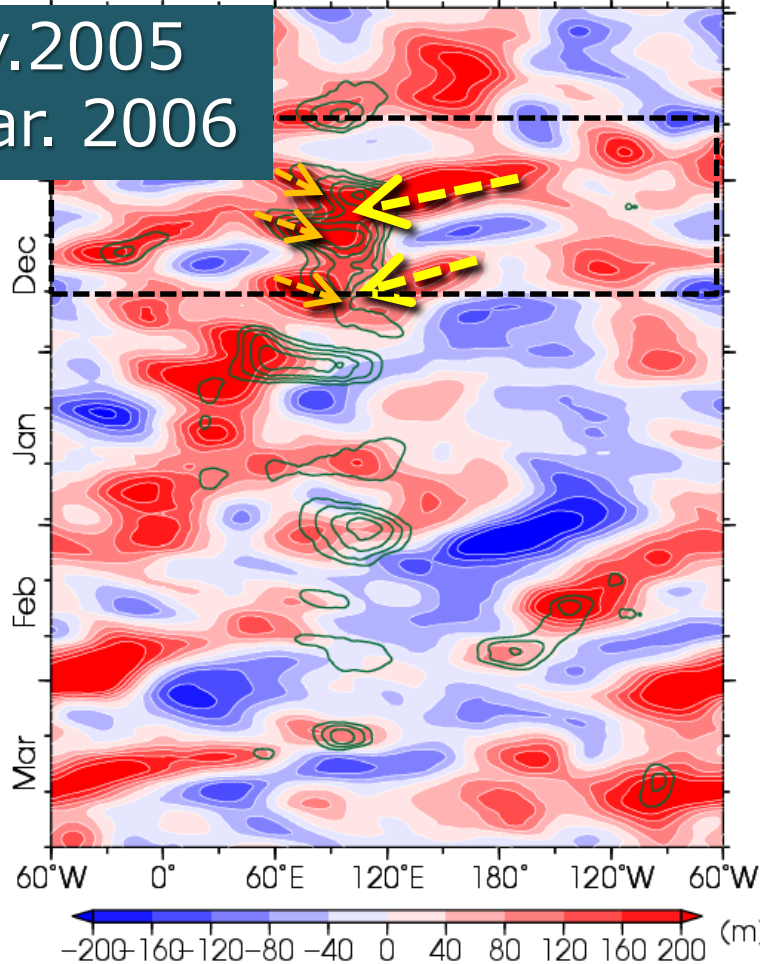
Shading: OLR anomaly
Contour: stream function anomaly

Contour: historical, **Shading:** anomaly

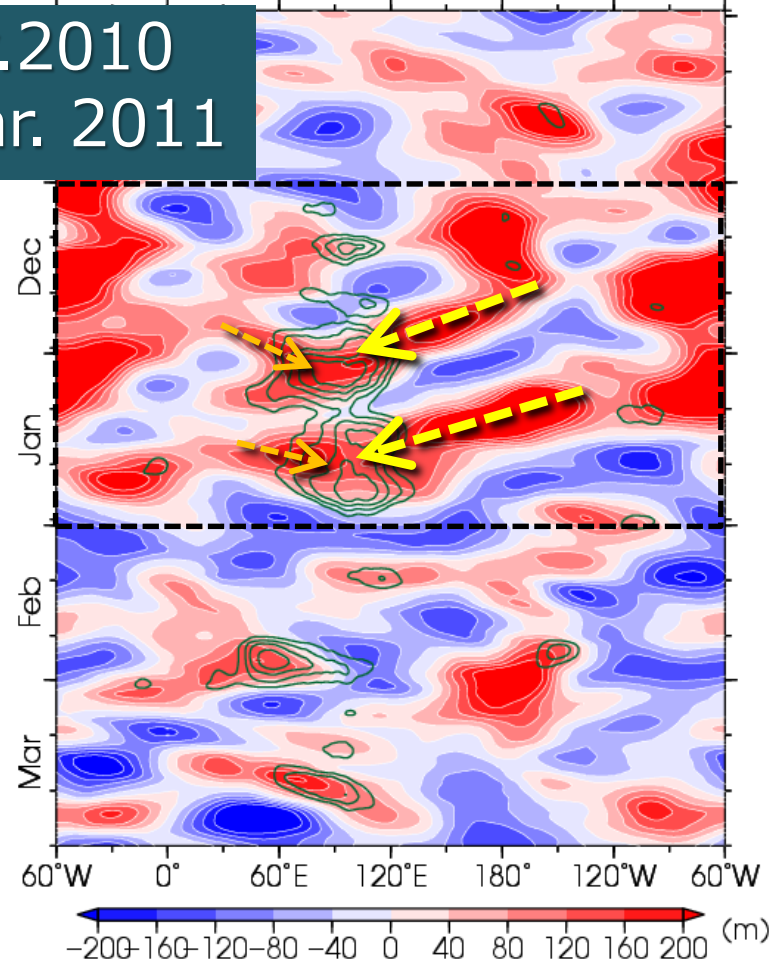
Enhanced convection around Southeast Asia, the associated downstream wave train and blocking over Siberia was seen.

Longitude-time cross section

Nov.2005
–Mar. 2006



Nov.2010
–Mar. 2011



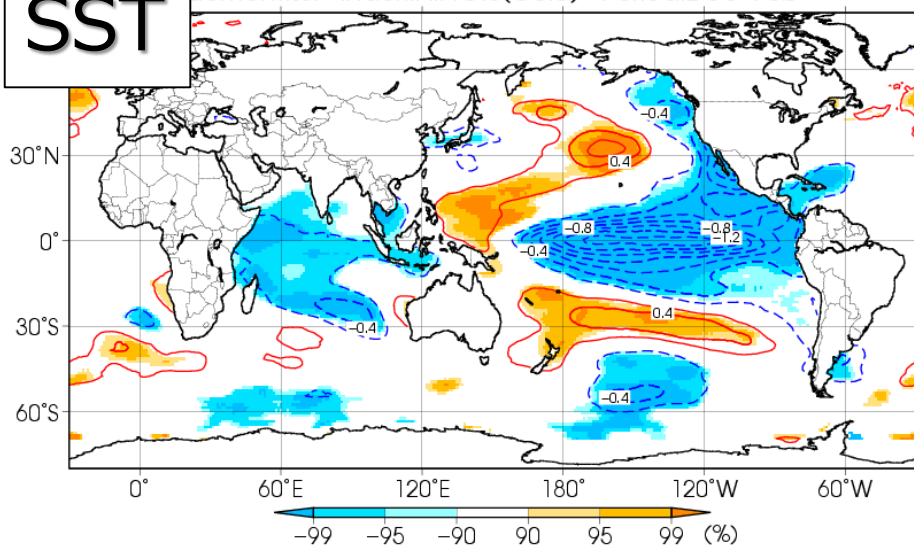
Shading: Z500 anomaly averaged over 50°–80°N, **Green lines:** SLP averaged 40°–60°N at intervals of 4hPa (shown for 1032hPa or more)

Enhancement of SH was led to a westward-moving planetary-scale wave and a eastward-moving synoptic-scale wave of positive height anomaly over Siberia.

La Niña composite anomalies in winter

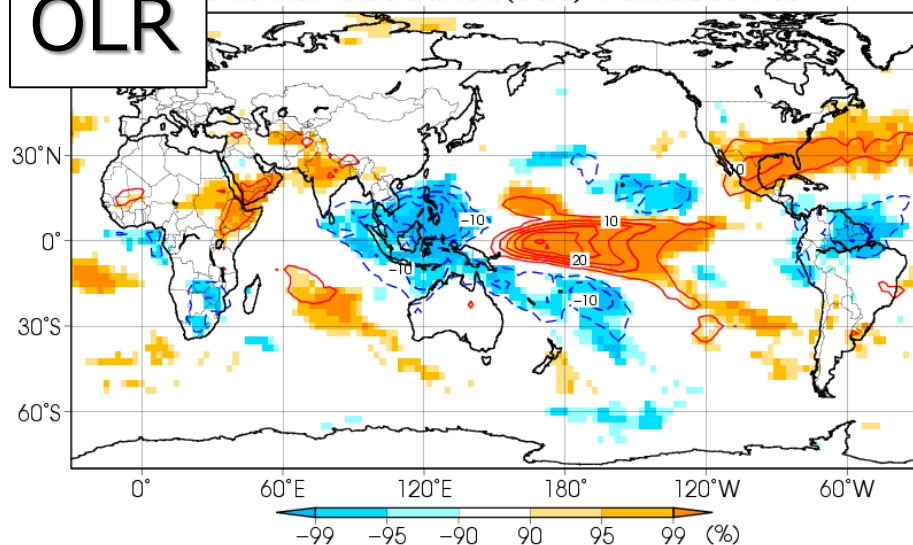
SST

Element:sst Index:NINO.3(Cold) Period:Dec-Feb



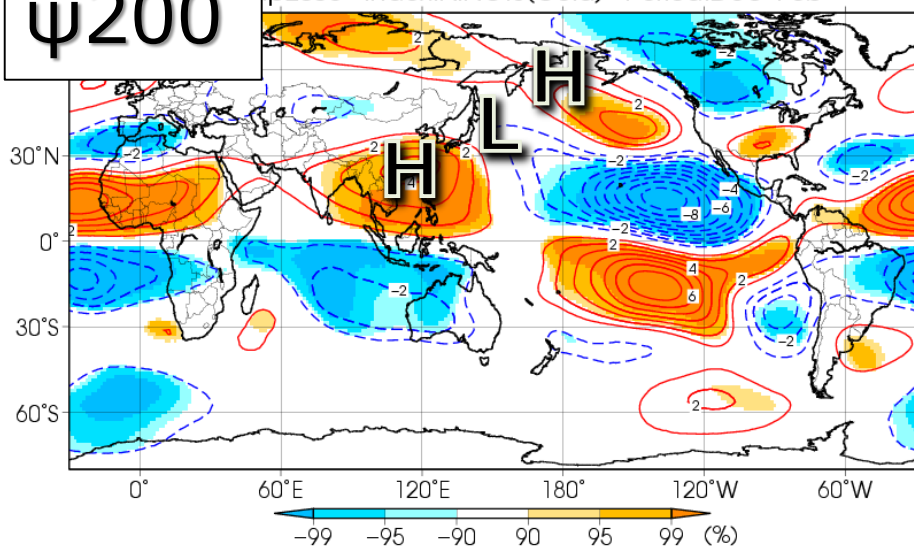
OLR

Element:olr Index:NINO.3(Cold) Period:Dec-Feb



ψ_{200}

Element:p200e Index:NINO.3(Cold) Period:Dec-Feb



Contour: Composite anomaly
Shading: Confidence level by t-test

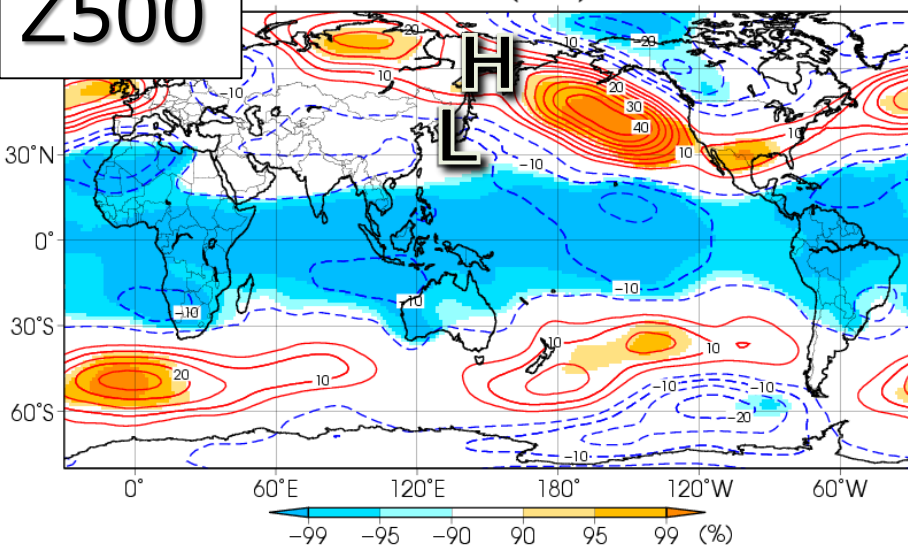
La Niña years are derived based on the JMA's definition.

- Associated with enhanced convective activity over Southeast Asia, anti-cyclonic circulation anomaly over southeastern China and downstream wave train extending to Eastern Siberia.

La Niña composite anomalies in winter

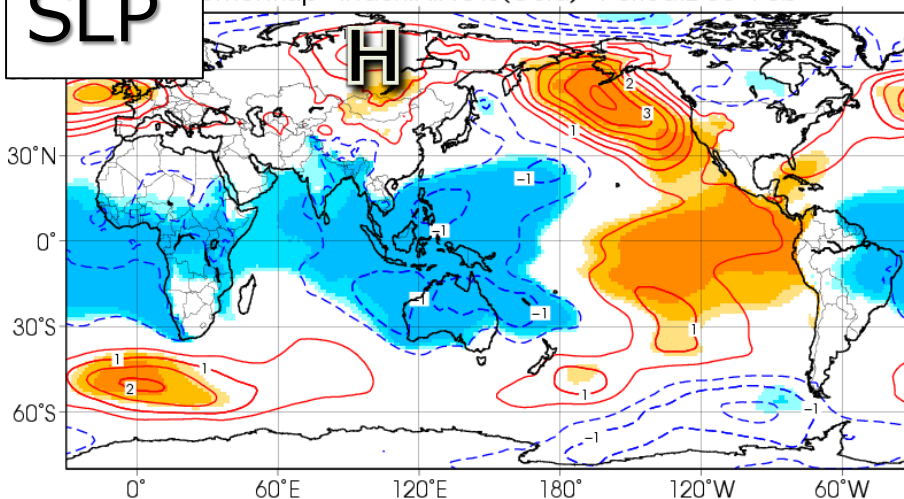
Z500

Unit:z500 Index:NINO.3(Cold) Period:Dec-Feb

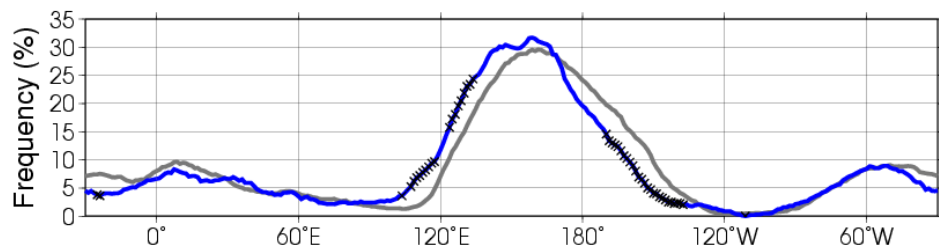


SLP

Element:slp Index:NINO.3(Cold) Period:Dec-Feb



Blocking frequency



Blue (gray) lines: Composite in La Niña (no ENSO) years

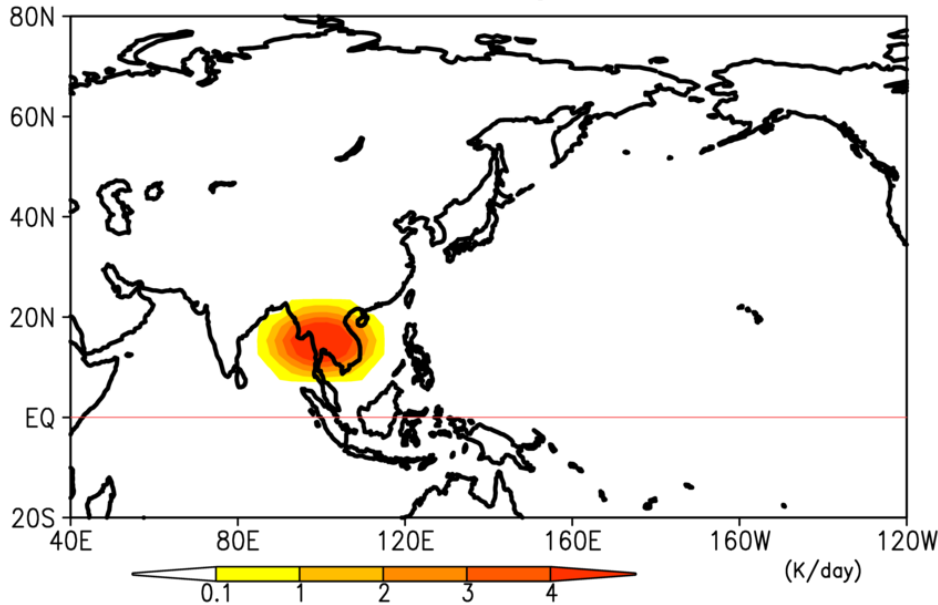
“x” on the line: statistical significance at the 95% confidence level.

- Z500 shows positive anomaly over the area from the Bering sea to Siberia, and blocking frequency increases over Siberia, consistent with Barriopedro and Calvo (2014).

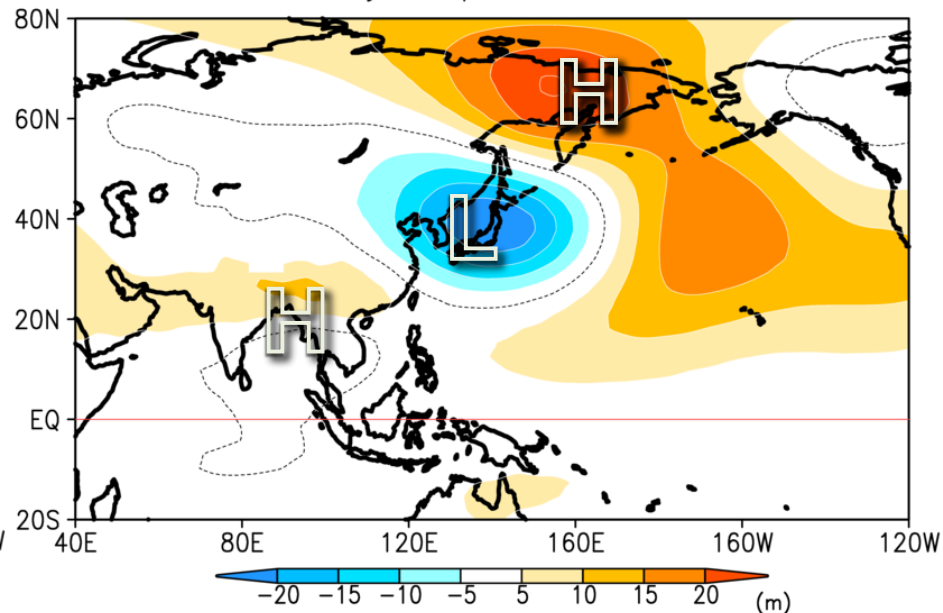
- Development of Siberian high is seen associated with positive height anomaly.

LBM response to heating around Indo-china

Heat forcing at $\sigma \approx 0.45$



Response of Z500



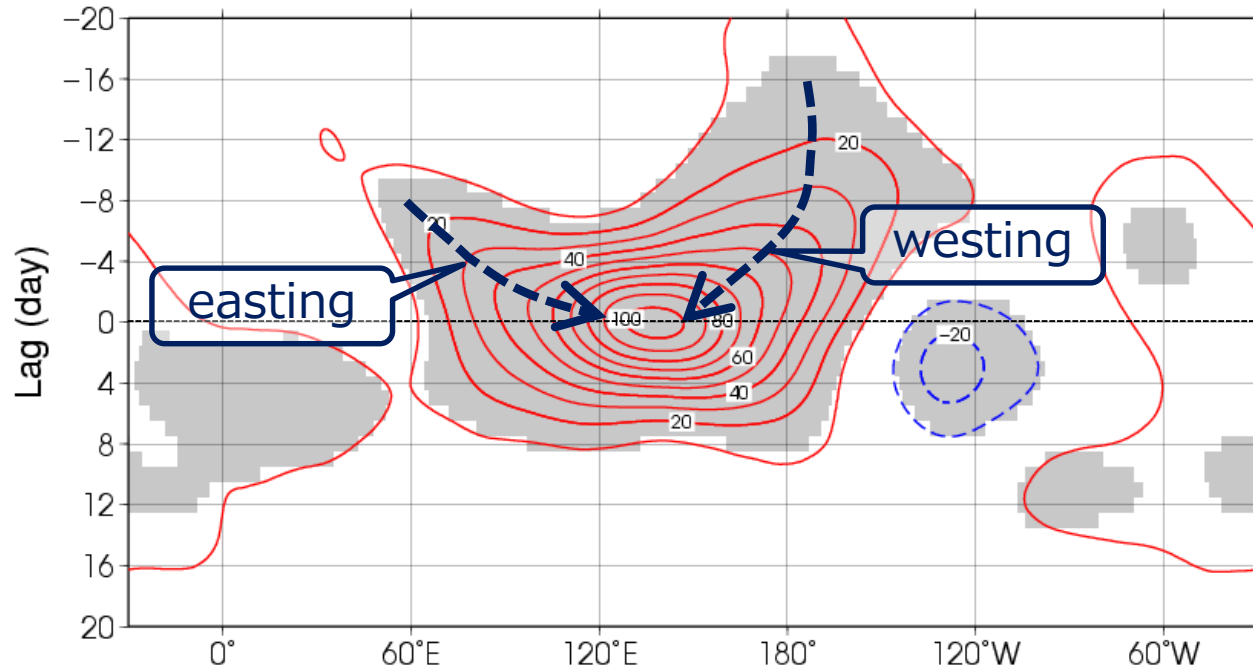
Basic state: Climatological normal in DJF mean

Heating has shape of a zonally elongated ellipse and has gamma vertical distribution with maximum amplitude of 8 K/day.

- Steady linear response of Z500 to the heating shows wave pattern over the area from southern China to Eastern Siberia, indicating one of the essential wave sources of anomaly pattern to the high-latitudes.

Retrograding of blocking ridge over Siberia

Lag-regression of blocking index



Contour:

Lag-regression of blocking indices into those averaged over 120°–150°E.

Gray shading:

Statistical significance at the confidence level of 99%.

Statistical period:

DJF from 1958/59 to 2012/13.

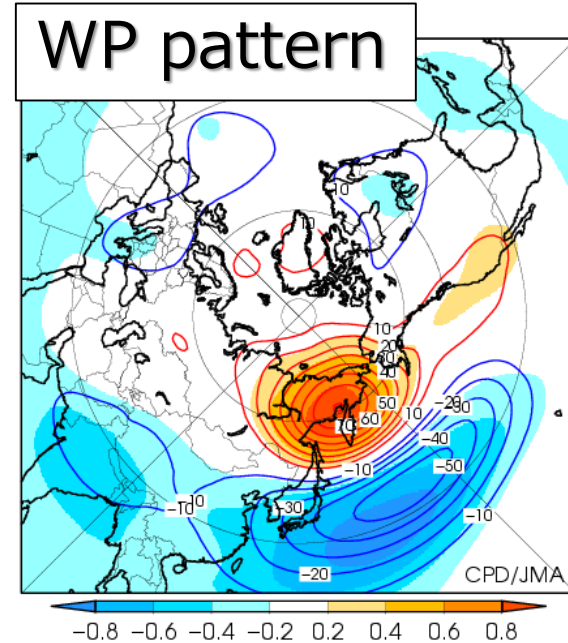
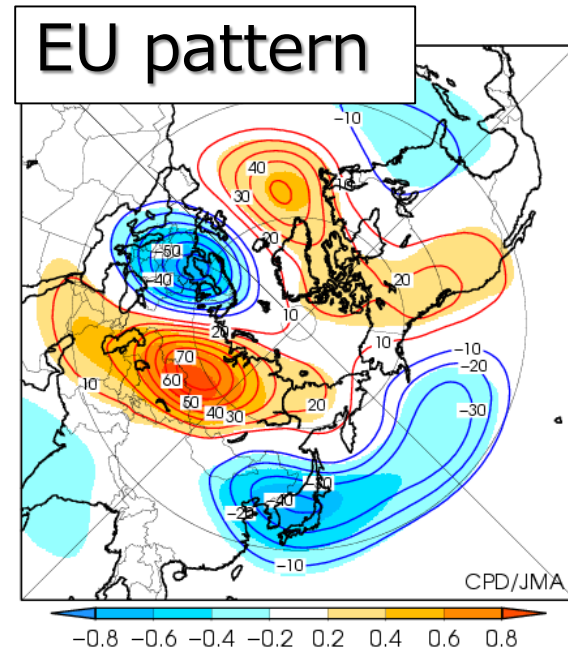
- Blocking tends to retrograde (move westward) from the dateline to Central Siberia with about ten-days, corresponding to "Pacific-origin type" suggested by Takaya and Nakamura (2005) (TN05).
- Eastward progression of blocking from Western Siberia is also seen, indicating a phase shift of Rossby wave.

Conclusion

- ❑ In two case studies for the period when La Niña event occurred and the development of SH was seen, enhanced convection around Southeast Asia, wave train from southern China to the Bering Sea and blocking ridge over Siberia was observed.
- ❑ These characteristics are consistent with anomaly pattern statistically seen in La Niña events.
- ❑ The blocking ridges exhibited westward progression over Siberia, and it is presumed to be associated with the development of SH.
- ❑ LBM experiment indicates the contribution of enhanced convection around Southeast Asia as wave sources of anomaly pattern from southern China to the Bering Sea.

Discussion and future issues

- ❑ “Wave-train (Atlantic-origin) type” (TN05) is also important for the development of SH.
 - ✓ Does ENSO influences on the frequency of the “wave-train type” or EU (Eurasian) pattern?
- ❑ Relationship between the eastward-moving wave over Siberia and ENSO.
- ❑ Mechanism for the retrograding of blocking ridge.
 - ✓ Contribution of β -effect or vorticity advection in vorticity budget.
 - ✓ Relation to WP (Western-Pacific) pattern.



Thank you!
Any questions or comments?



References

- ❑ Barriopedro and Calvo, 2014: On the Relationship between ENSO, Stratospheric Sudden Warmings, and Blocking. *J. Climate*, **27**, 4704-4720.
- ❑ Cheung et al. 2012: Relationship between Ural-Siberian Blocking and the East Asian Winter Monsoon in Relation to the Arctic Oscillation and the El Niño-Southern Oscillation. *J. Climate*, **25**, 4242-4257.
- ❑ Gollan et al. 2012: Tropical impact on the East Asian winter monsoon. *Geophys. Res. Lett.*, **39**, doi: 10.1029/2012GL052978.
- ❑ Hao et al. 2016: Assessment of the response of the East Asian winter monsoon to ENSO-like SSTAs in three U.S. CLIVAR Project models. *Int. J. Climatol.*, **36**, 847-866.
- ❑ Kang and Lee, 2017: ENSO influence on the dynamical seasonal prediction of the East Asian Winter Monsoon. *Clim. Dyn.* Doi:10.1007/s00382-017-3574-4.
- ❑ Kobayashi et al., 2015: The JRA-55 Reanalysis: General specifications and basic characteristics. *J. Meteor. Soc. Japan.*, **93**, 5-48.
- ❑ Takaya and Nakamura, 2005: Geographical Dependence of Upper-Level Blocking Formation Associated with Intraseasonal Amplification of the Siberian High. *J. Atmos. Sci.*, **58**, 608-627.
- ❑ Wang et al. 2008: Interdecadal modulation of PDO on the impact of ENSO on the East Asian winter monsoon. *Geophys. Res. Lett.*, **35**, L20702.
- ❑ Watanabe and Kimoto, 2000: Atmospheric-ocean thermal coupling in the Northern Atlantic: A positive feedback. *Quart. J. Roy. Meteor. Soc.*, **126**, 3343-3369.
- ❑ — and —, 2001: Corrigendum, *Quart. J. Roy. Meteor. Soc.*, **127**, 733-734.
- ❑ Yang et al. 2002: Variations of the East Asian jet stream and Asian-Pacific-American winter climate anomalies. *J. Clim.*, **15**, 306-325.
- ❑ Zhang et al. 1997: Climatology and inter-annual variation of the East Asian winter monsoon: Results from the 1979-1995 NCEP/NCAR reanalysis, *Mon. Wea. Rev.*, **125**, 2605-2619.

Outline of LBM

| | |
|-----------------------------|---|
| Model type | Linear, Dry model |
| Equation System | Comprising linearized primitive equation about a basic state defined as the climatological normal in DJF period |
| Resolution | T42L40 (σ vertical coordinate) |
| Horizontal Diffusion | 4-order (bi-harmonic) e-folding time of 1-hour |
| Vertical Diffusion | e-folding time of 1000 days |
| Linear Damping | 30-days (in the most of the free atmosphere) 0.5-day ($\sigma \geq 0.94247$ and $\sigma \leq 0.03$) 1-day ($\sigma = 0.91496$ and 0.88244) 5-days ($\sigma = 0.84543$ and 0.80491) |